

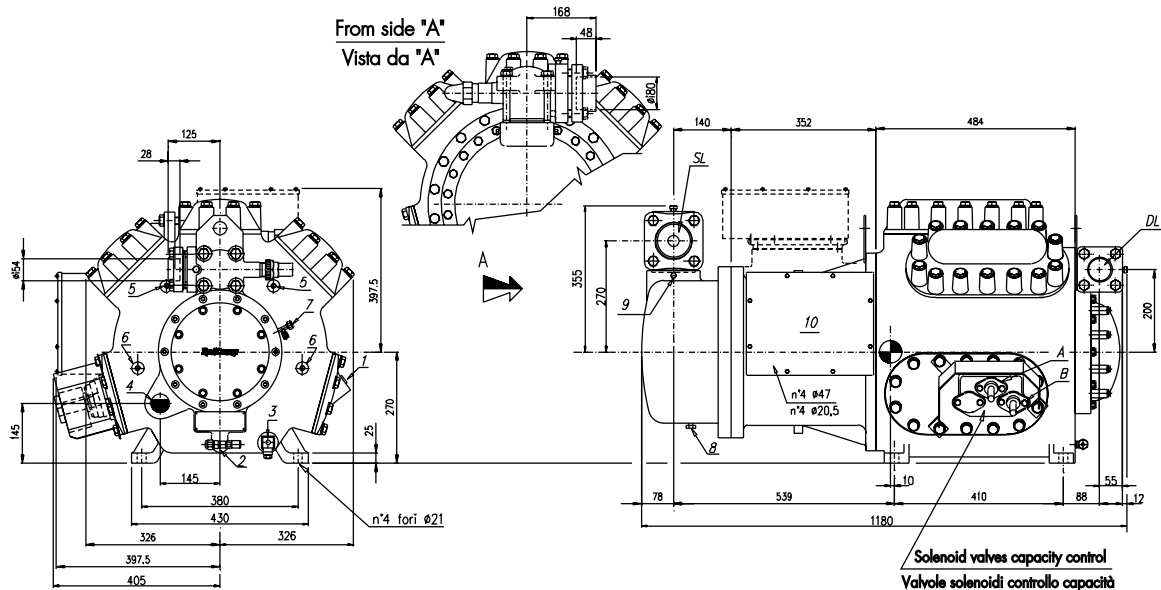
# SERIES M SERIE 120-160 Hp



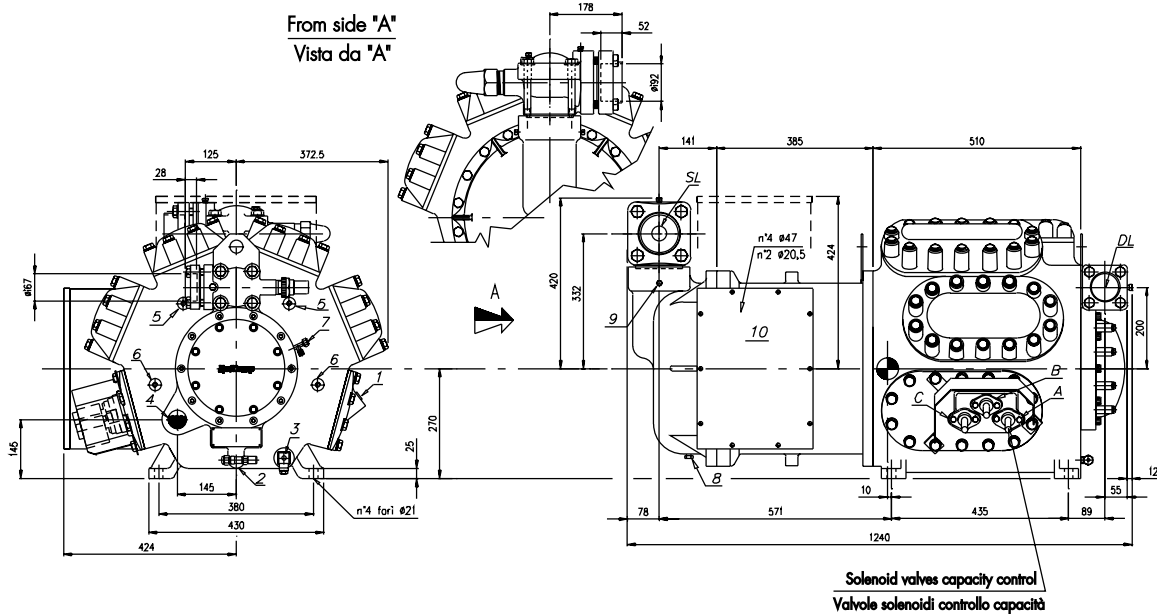
TECHNICAL DRAWINGS - DISEGNI TECNICI

# RefPower

## MODELS MODELLI SRC-M - 300



## MODELS MODELLI SRC-M-340 - SRC-M-390



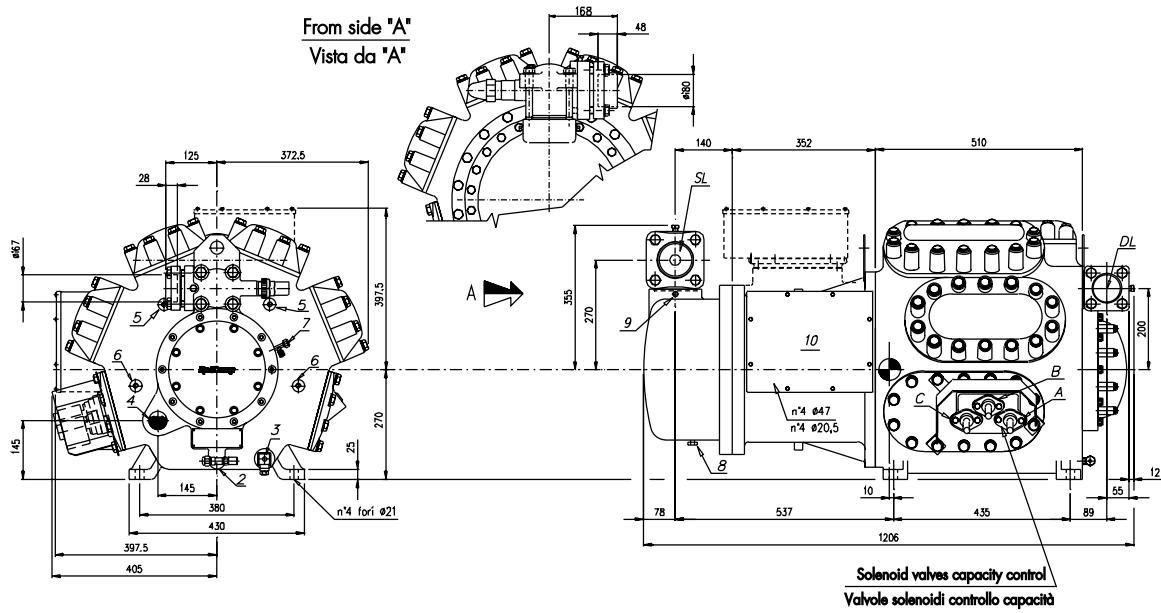
### KEY

- 1) Oil charging 3/4" NPT
- 2) Oil drain 3/8" S.A.E. - FLARE
- 3) Crankcase heater 1/2" NPT
- 4) Oil level sight glass
- 5) High pressure 1/4" S.A.E. - FLARE
- 6) Low pressure 1/4" S.A.E. - FLARE
- 7) Oil pressure 1/4" S.A.E. - FLARE
- 8) End cover oil drain 1/4" NPT
- 9) Low pressure 1/8" NPT
- 10) Terminal box
- DL) Discharge shut off valve
- SL) Suction shut off valve

### LEGENDA

- 1) Tappo carica olio 3/4" NPT
- 2) Scarico olio 3/8" S.A.E. - FLARE
- 3) Resistenza carter 1/2" NPT
- 4) Spia olio
- 5) Alta pressione 1/4" S.A.E. - FLARE
- 6) Bassa pressione 1/4" S.A.E. - FLARE
- 7) Pressione olio 1/4" S.A.E. - FLARE
- 8) Coperchio scarico olio 1/4" NPT
- 9) Bassa pressione 1/8" NPT
- 10) Scatola connessioni elettriche
- DL) Rubinetto di scarico
- SL) Rubinetto di aspirazione

MODELS MODELLI  
SRC-M-340 - SRC-M-390 (motor / motore 2 "small size")



KEY

- 1) Oil charging 3/4" NPT
- 2) Oil drain 3/8" S.A.E. - FLARE
- 3) Crankcase heater 1/2" NPT
- 4) Oil level sight glass
- 5) High pressure 1/4" S.A.E. - FLARE
- 6) Low pressure 1/4" S.A.E. - FLARE
- 7) Oil pressure 1/4" S.A.E. - FLARE
- 8) End cover oil drain 1/4" NPT
- 9) Low pressure 1/8" NPT
- 10) Terminal box
- DL) Discharge shut off valve
- SL) Suction shut off valve

LEGENDA

- 1) Tappo carica olio 3/4" NPT
- 2) Scarico olio 3/8" S.A.E. - FLARE
- 3) Resistenza carter 1/2" NPT
- 4) Spia olio
- 5) Alta pressione 1/4" S.A.E. - FLARE
- 6) Bassa pressione 1/4" S.A.E. - FLARE
- 7) Pressione olio 1/4" S.A.E. - FLARE
- 8) Coperchio scarico olio 1/4" NPT
- 9) Bassa pressione 1/8" NPT
- 10) Scatola connessioni elettriche
- DL) Rubinetto di scarico
- SL) Rubinetto di aspirazione